

13.5 HP INTEK™ Model Series 21B900

Displacement 21.0 cu. in. (344.1 cc)

Bore 3.44 in. (87.4 mm)

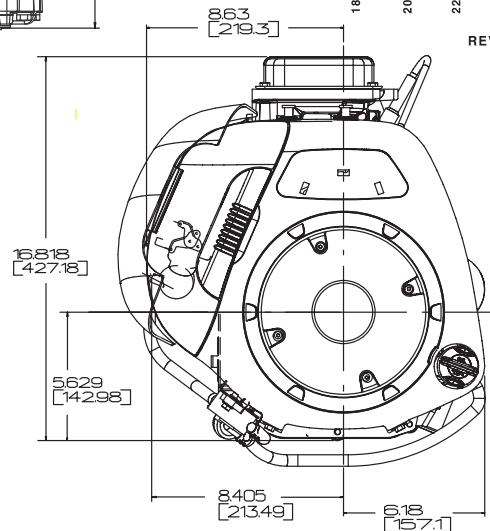
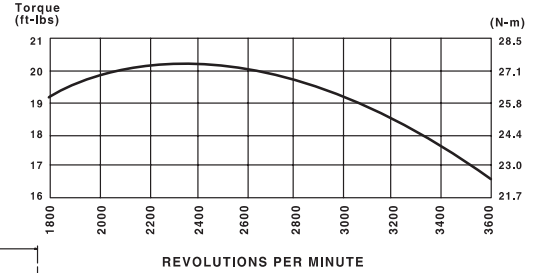
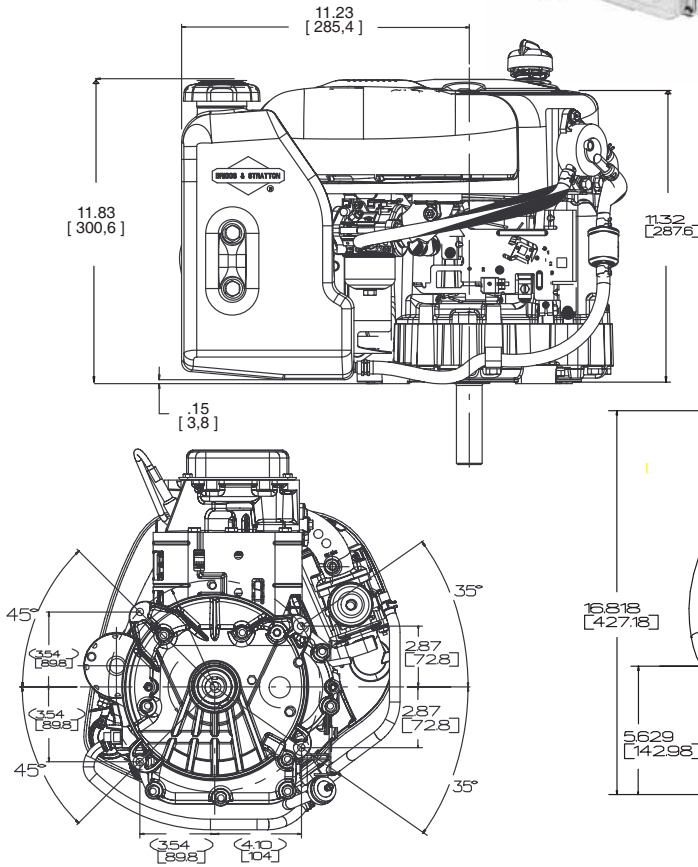
Stroke 2.27 in. (57.7 mm)

Oil Capacity 48 fl. oz. (1.4 l)



Features:

- Dura-Bore™ cast iron cylinder sleeve for extended life
- Float carburetor for consistent easy starting
- Maintenance-free Magnetron® electronic ignition for quick, dependable starts
- Dual-Clean™ air cleaner pleated paper filter with a foam pre-cleaner ensures maximum protection for extended engine life
- Overhead valve design (OHV) for cooler operation and longer valve life
- Buyer protection package provides two-year consumer engine warranty.
- Patented linear balancing system provides smoother performance



Model Type	Shipping Weight	Crankshaft	Crankshaft (P.T.O.) Extension	Dimension	Starter Position Bolt-On/Changeable	Ext. Oil Fill & Dipstick	Governor	Controls	Pulse Fuel Pump	Oil Pump with Filter	Choke-A-Matic®	Ground Wire Terminal	Fuel Tank (Quarts)	Top Governor Speed	Notes
21B902															
0015	76	697390	Tapped 7/16-20, Keyway, 1" dia.	3-5/32(b)	9	X	M R	X	X	X	■	3300			
21B906															
0020	76	697390	Tapped 7/16-20, Keyway, 1" dia.	3-5/32(b)	9	X	M R	X	X	X	3	3300		†	
21B972															
0016	77	697390	Tapped 7/16-20, Keyway, 1" dia.	3-5/32(b)	9	X	M R	X	X	X	■	3300			
21B907															
0026	83	697390	Tapped 7/16-20, Keyway, 1" dia.	3-5/32(b)		X	M R	X	X	X	■	3300		▼	
0028	84	697390	Tapped 7/16-20, Keyway, 1" dia.	3-5/32(b)	9	X	M R	X	X	X	3	3300		▼	
0029	84	697390	Tapped 7/16-20, Keyway, 1" dia.	3-5/32(b)	9	X	M R	X	X	X	■	3300		▼	
21B977															
0036	84	697390	Tapped 7/16-20, Keyway, 1" dia.	3-5/32(b)		X	M R	X	X	X	■	3300		▼	

■ Fuel tank omitted. ▼ Engine equipped with 12 Volt Gear Drive Starter and Dual Circuit Alternator. (3 Amp DC - 5 Amp AC) † Engine equipped with 9 AMP DC Alternator